

1835 PC PROGRAMMABLE TELEPHONE ENTRY SYSTEM




flush mount
shown with trim ring -
sold separately



surface mount



wall mount



big characters
half inch LCD display



stainless steel
plate and anti-vandal features
protects all internal parts



pc programmable
from your PC via modem
or RS-232 interface



large scroll
and call buttons

- Provides both resident and visitor access control into and within apartment buildings, gated communities, condominiums, office buildings, factories and industrial sites
- Visitors use the phone system to communicate with a resident who can grant or deny access via their own touch-tone telephone
- Resident access control is provided by means of cards, digital PIN codes, or wireless transmitters
- PC programmable system allows programming from a pc via modem or RS-232 interface. DKS Remote Account Manager and Transaction Analysis software included
- Large A and Z scroll buttons and one touch CALL button makes system operation quick and easy
- 29 programmable security (permission) levels, each with four programmable time zones
- Control up to 16 entry points with optional "Tracker" expansion boards
- Elevator control option controls up to four elevators, each serving up to 64 floors

FEATURES

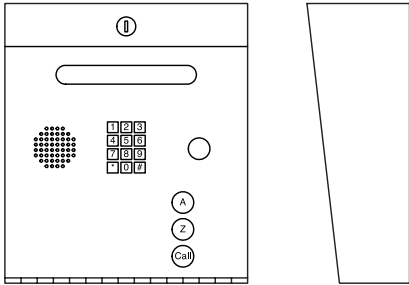
ACCESS CONTROL SOLUTIONS



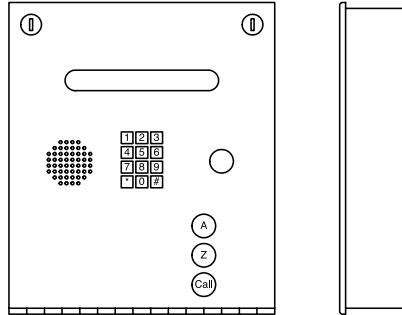


1835 PC PROGRAMMABLE TELEPHONE ENTRY

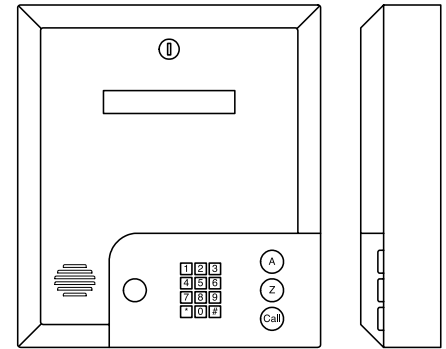
The model 1835 is an ideal telephone entry and access control system suited for apartment and gated community applications, as well as office buildings and industrial sites. Visitors are easily identified by voice communication and can be granted or denied access directly from a touch-tone telephone. With expansion up to 16 entry points and 29 programmable security (permission) levels, you control who is allowed to enter a parking area, your building, offices, pools, or any other restricted area. With the elevator control option, you restrict which floors visitors and system users have access.



1835 Surface
11.25" W x 13" H x 4.75" D
285mm W x 330mm H x 120.6mm D



1835 Flush
12" W x 13.5" H x 2.5" D
305mm W x 343mm H x 63.5mm D



1835 Wall
13.25" W x 15" H x 3.5" D
336.5mm W x 381mm H x 88.9mm D

1835 Specs

Communication

True full duplex
Hands free
Optional handset (surface or flush mount only available (ADA compliant))

Display

Single line 20 character super-twist LCD - 1/2 inch characters

Mounting Styles

Surface mount - indoor or outdoor applications
Flush mount - indoor applications, requires flush mount kit
Wall mount - indoor or outdoor applications

Capacity

Max 3000 phone numbers, 255 area codes
8000 event transaction memory
Max 8000 Weigand device, 10 facility codes
4 digit entry codes

Door/gate control

Three (3) expandable to 16 with tracker expansion boards

Programming Methods

Program via dial-up modem or RS-232 interface with included programming and transaction analysis software

Other programming methods include system keypad and remotely from a touch tone telephone

Advanced Features

Full Duplex communication
Remote Account Manager software
Live Transactions (requires RS-232 connection)
True Anti-Pass Back (requires APB chip installation)
Database import/export capability using CSV file format
Transaction buffer stores last 8000 events
Programmable facility codes
Hold Open Time Zones (8)
Programmable directory codes can be set from 1 to 4 digits in length
10 & 11 digit dialing capability
Large A and Z scroll and CALL buttons
31 security (permission) levels, 29 programmable with 4 time zones each, 32 holiday schedules
Built in clock/calendar
Built in postal lock provision, EEPROM memory

Optional

"Tracker" expansion boards that control up to 16 doors/gates
Record door ajar, forced entry conditions and gate operator data with Tracker
Elevator control option controls up to 4 elevators, each serving up to 64 floors
Camera Ready:
Optional B&W or Color CCTV camera* can be added to the 1835

*may require additional CCTV equipment

Operating Temp

10°F to 145°F
-12°C to 62°C
Optional heater kit available for colder climates

Electrical Requirements

16 VAC, 20 VA System power (400ma)
16 VAC, 20 VA Weigand power
U.L. listed power transformers provided
Ringer equivalence: 0.0A Jack Type: RJ11C or W

Safety Standards

FCC (US) DUF6VT-12874-OT-T
DOC (CAN) 1736 4528 A
Complies with UL 294
ETL Listed

Shipping Weight

Approximately 20-25 lbs (9-11 kg)

Warranty

2 year limited factory warranty

Distributed by:

DOORKING, INC.

120 Glasgow Avenue, Inglewood, California 90301 U.S.A. Tel: 310-645-0023 FAX: 310-641-1586 www.doorking.com

© 2005 All Rights Reserved. Product specifications may change without notice. Rev. 6/05

MEMBER:

